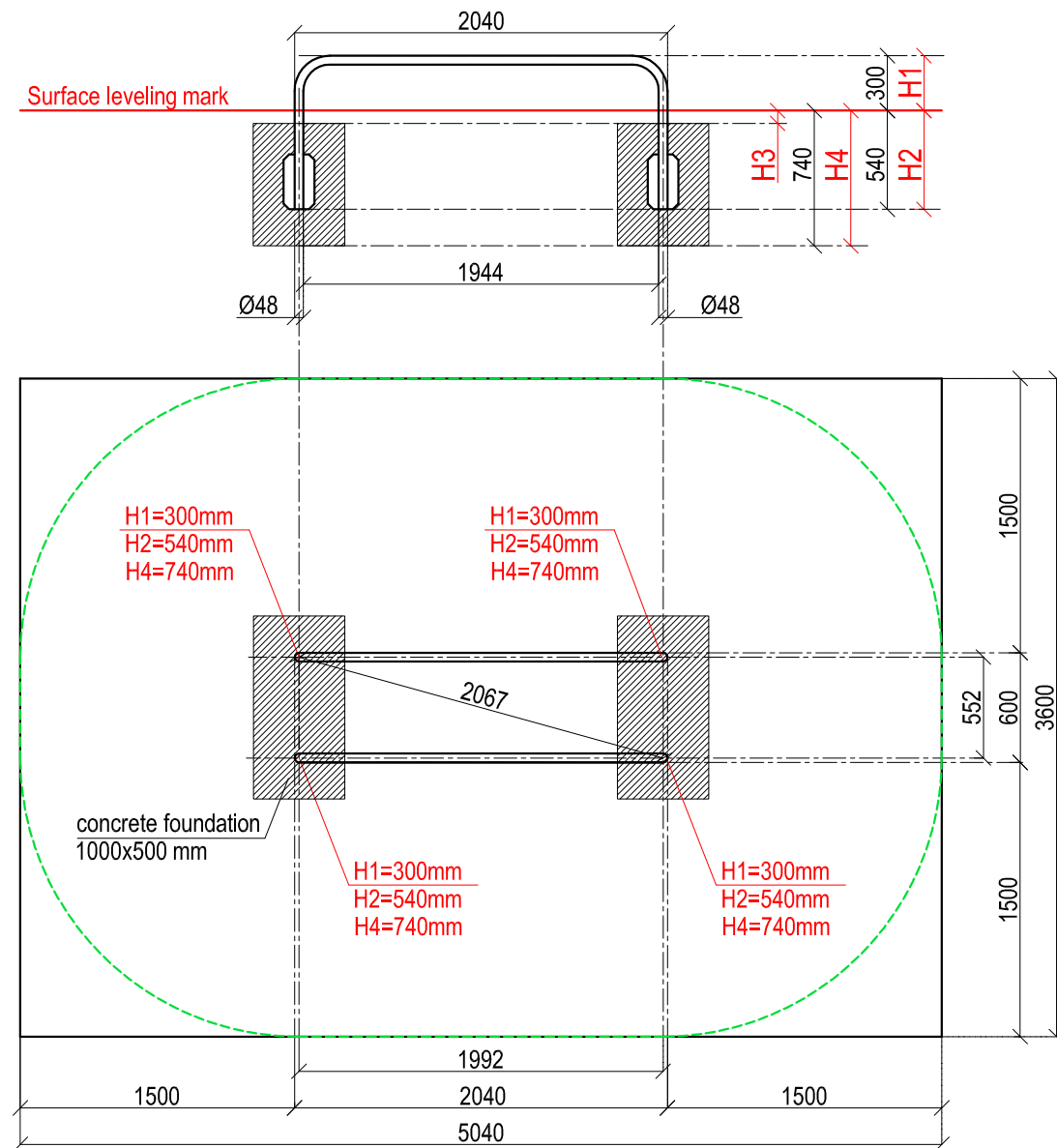
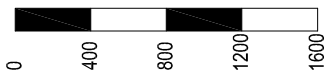



SCALE 1:40



LTD "KENGURU PRO"
 Address: Lauteres street 4, Riga, Latvia, LV-1002
 VAT Reg. No. 40103750152
 Bank: A/S DNB bank, SWIFT: RIKOLV2X ,
 Bank Account: LV65RIKO0002930161161
 e-mail: info@kengurupro.eu
 www.kengurupro.eu

K-033

Ground parallel bars



The construction consists of two curved bars that are placed parallel. The distance between the inside surfaces of the bars is 500 mm. The upper horizontal surface of the bars is 1650 mm long. Bars are symmetrically curved at the angle of 90 degrees and create the construction at the height of 300 mm from the foundations. Weight 32 kg

Installation instructions:

- Choose a suitable underground for the unit (see page 2, table 2)!
- Prepare the construction pit with a drilling machine or other devices.
- Before pouring the concrete all structures elements must be leveled and fixed.
- Complex elements must be fixed and bolted together with metal clamps.
- Ready-made C25 concrete should be used.
- Crossbars installation height can be changed according to customer's wishes.
- Approximately 0,15m³ concrete is needed for each spot foundation.
- Under the structures we recommend to install absorbing rubber cover.

The size of the hole for the foundation is depending on the consistency of the ground. The dimensions mentioned above are applicable for normal conditions with firm ground. If the ground is extremely soft, a much bigger foundation is needed. Use only appropriate material and follow the installation instructions closely!!!

Foundation plan and area of movement of the K-033 Ground parallel bars				Technical information	
Foundation when using Shock absorbing underground (syntetic – rubber granulates)		Beveling of foundation when using loose filling material		width:	600 mm
				height:	300 mm
H3	Drop height	H3	Drop height	length:	2040 mm
40 mm	> 1.2.....1.4 m	20 cm	< 1.0 m	largest part:	2160 mm
50 mm	> 1.5.....1.7 m	30 cm	< 2.0 m	weight:	32 kg
60 mm	> 1.8.....2.0 m	40 cm	< 3.0 m	floor space required:	5040 x 3600 mm
70 mm	> 2.1.....2.5 m			pipe measurements:	diameter: 48.3 mm
					wall thickness: 3.2 mm
				metal parts:	steel, galvanized, powder coated RAL 7016 (anthracite grey)
				metal clamps:	aluminium, powder coated, RAL 2004 (pure orange)
				bolts for metal clamps:	stainless steel, Pin Hex Button Head Security Screws M10
				max. free fall height:	< 300 mm
				possible underground see:	DIN 79000:2012-05 Tab.2 or installation instructions
				user height:	> 140 cm
				maximum user weight:	130 kg
				certificates:	TÜV Rheinland InterCert Kft.